



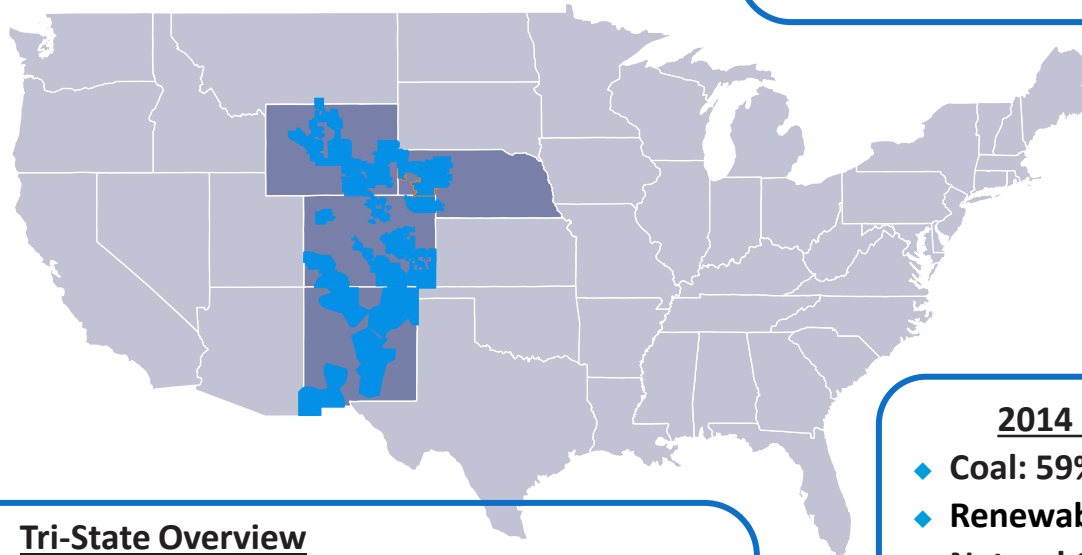
Tri-State: Big Picture

Industry Rankings

- ◆ 1st largest G&T by miles of owned transmission
- ◆ 2nd largest G&T by operating revenue
- ◆ 3rd largest G&T by assets
- ◆ 4th largest G&T by MWh generation and sales

2014 in Review

- ◆ Operation Revenues: \$1.4 billion
- ◆ Energy Sold: 18.7 million MWh
- ◆ Peak Load: 2,813 MW
- ◆ DOE G&T Wind Co-op of the Year







Tri-State Overview

- ◆ Founded 1952
- ◆ Consumer-owned, non-profit, wholesale power supplier
- ◆ Serves 44 distribution members over 4 states & 200,000 sq. miles
- ◆ Serves 578,000 metered customers ≈ 1.5 million people
- ◆ Employs 1,600 people

2014 Energy Portfolio

- ◆ Coal: 59%
- ◆ Renewables: 24%
- ◆ Natural Gas: 2%
- ◆ Basin/Market Purchases: 16%

Energy Sources

-  Coal
-  Gas
-  Solar
-  Wind

LEGEND

-  Tri-State Member Boundaries

